

FIRE ALARM SYSTEM NOTES

1. THE FIRE ALARM SYSTEM SHOWN ON THESE DRAWINGS SHALL BE USED FOR CONSTRUCTION.
- APPLICABLE CODE FOR FIRE ALARM:
2019 CALIFORNIA BUILDING CODE, TITLE 24 PART 2
2019 CALIFORNIA ELECTRICAL CODE, TITLE 24 PART 3
2016 NFPA 72 WITH CSFM AMENDMENTS
2019 CALIFORNIA FIRE CODE, TITLE 24 PART 9.
2. AUDIBLE DEVICES SHALL BE SIMILAR TO WHAT IS EXISTING ON CAMPUS. AUDIBILITY SHALL BE A MINIMUM OF 15 DB ABOVE AMBIENT NOISE, BUT NOT LESS THAN 75 DB AT 10'-0"
3. THESE DRAWINGS SHALL SERVE AS SHOP DRAWINGS OF THE FIRE ALARM SYSTEM AND HAVE BEEN SUBMITTED TO THE DSA-ORS FOR REVIEW AND APPROVAL.
4. THE LOCATION OF AUTOMATIC DETECTORS, MANUAL STATIONS AND OTHER FIRE ALARM EQUIPMENT AND DEVICES, AS SHOWN ON PLANS, ARE FOR CONSTRUCTION.
5. THE FIRE ALARM SYSTEM SHALL CONFORM TO ARTICLE 760 OF CALIFORNIA ELECTRICAL CODE. UPON COMPLETION OF THE INSTALLATION OF THE FIRE ALARM SYSTEM, A SATISFACTORY TEST OF THE ENTIRE SYSTEM SHALL BE MADE IN THE PRESENCE OF THE FIRE AUTHORITY HAVING JURISDICTION.
6. THE FOLLOWING INFORMATION IS INCLUDED IN THESE PLANS.
a. IDENTIFICATION OF TYPE OF WIRING USED
b. FLOOR PLAN SHOWING NEW FIRE ALARM DEVICES.
c. RISER DIAGRAM AND POINT TO POINT DIAGRAM
d. CSFM LISTING SHEET SHOWING EXP. DATE FOR ALL COMPONENTS
e. MFR'S SPEC SHEET ON ALL FIRE ALARM EQUIPMENT
f. BATTERY AND VOLTAGE DROP CALCULATIONS FOR EACH PANEL WITH A BATTERY
g. SYMBOLS OF ALL FIRE ALARM DEVICES INSTALLED
h. ELEVATION DETAIL OF MANUAL STATION, STROBES, HORN/STROBES, AND HORNS
7. SYSTEM OPERATION MATRIX: EFFECT OF THE OPERATION OF EACH FIRE ALARM DEVICE IS SHOWN ON THESE PLANS.
8. FLASHING VISUAL WARNING DEVICES SHALL HAVE A FREQUENCY OF NOT MORE THAN 60 FLASHES PER MINUTE.
9. STROBE SIGNALING DEVICES FOR THE HEARING IMPAIRED SHALL BE STATE FIRE MARSHAL APPROVED AND LISTED.

SEQUENCE OF OPERATION MATRIX

ACTION	DEVICES						
	MANUAL PULL STATION	DUCT/SMOKE/HEAT DETECTORS	AC POWER FAILURE	SPRINKLER FLOW	SPRINKLER TAMPER	SMOKE/HEAT ELEV. MACH. ROOM	BACKFLOW PREVENTER TAMPER
SOUND ALARM AT FACP	YES	YES	NO	NO	NO	YES	NO
ACTIVATE RELAY FOR OFF-SITE MONITORING	YES	YES	YES	YES	YES	YES	YES
SOUND TROUBLE BUZZER AT FACP	ON WIRING FAULT	ON WIRING FAULT	YES	YES	YES	YES	YES
ANNUNCIATE AT FACP	YES	YES	YES	YES	YES	YES	YES
ACTIVE SPEAKERS AND VISUALS	YES	YES	NO	NO	NO	NO	NO
WATER FLOW BELL	YES	YES	NO	NO	NO	NO	NO
DAMPER ACTIVATION	YES	YES	NO	NO	NO	NO	NO
HVAC SHUTDOWN	YES	YES	NO	NO	NO	NO	NO

FIRE ALARM EQUIPMENT SCHEDULE

SYMBOL	MANUFACTURER	ITEM DESCRIPTION		MOUNTING	CATALOG NO.	CSFM LISTING NO.
	NOTIFIER	FIRE ALARM CONTROL PANEL "FACP" (EXISTING CAMPUS MAIN)		+48"	NFS-3030(E)	7165-0028.0224
	NOTIFIER	FIRE ALARM CONTROL PANEL "FACP" (NEW STADIUM)		+48"	NFS2-640(E)	7165-0028.0243
	NOTIFIER	SPEAKER - WEATHER RESISTANT WEATHERPROOF BACKBOX		+92"	SPRK W/MWB	7320-1653.0201
	NOTIFIER	SPEAKER VISUAL DEVICE TAP SPEAKER AT 1 WATT U.O.N. (NUMBER INDICATES CANDELA RATING)		CEILING	SPSCL	7320-1653.0505
	NOTIFIER	VISUAL DEVICE (NUMBER INDICATES CANDELA RATING)		CEILING	SCRL	7125-1653.0186
	NOTIFIER	VISUAL DEVICE WALL (NUMBER INDICATES CANDELA RATING)		+92"	SR	7125-1653.0186
	NOTIFIER	SMOKE DETECTOR PHOTOELECTRIC TYPE		CEILING	FSP-951	7272-0028.0503
	NOTIFIER	HEAT DETECTOR		ABOVE CEILING	FST-951	7270-1703.0502
	NOTIFIER	MANUAL PULL STATION		+45"	NBG-12LX	7150-0028.0199
	NOTIFIER	ADDRESSABLE RELAY CONTROL MODULE		VERIFY IN FIELD	FCM-1	7300-0028.0219
	NOTIFIER	ADDRESSABLE MONITOR MODULE		VERIFY IN FIELD	FMM-1	7300-0028.0219
		END OF LINE RESISTOR DEVICE				
	PROVIDED AND INSTALLED BY FIRE SPRINKLER CONTRACTOR	TAMPER SWITCH		-	-	-
	PROVIDED AND INSTALLED BY FIRE SPRINKLER CONTRACTOR	FLOW SWITCH		-	-	-
	NOTIFIER	NETWORK CONTROL ANNUNCIATOR		VERIFY IN FIELD	NCA-2	7165-0028.0243
	NOTIFIER	WATER FLOW BELL		+92"	SSM24-6/WBB	7135-1613.0217
	NOTIFIER	REMOTE POWER SUPPLY (VISUALS)		+48"	PSE-10	7315-0028.0513
	NOTIFIER	DIGITAL AUDIO AMPLIFIER (VOICE EVACUATION)		+48"	DAA-2	7165-0028.0243

FIRE ALARM SYSTEM DESCRIPTION

THE FIRE ALARM SYSTEM IS TO BE A FULLY AUTOMATIC SYSTEM. THE SYSTEM IS TO BE SUPERVISED BY AN OFF-SITE UL LISTED CENTRAL MONITORING STATION, PER NFPA 72. THERE IS AN EXISTING MAIN FIRE ALARM CONTROL PANEL AT THE ADMIN BUILDING. THIS NEW SYSTEM IS TO BE "NETWORKED" INTO THE EXISTING SYSTEM. ANY INITIATING DEVICE ACTIVATED WILL ACTIVATE THE NOTIFICATION DEVICES. FOR TESTING PURPOSES AND FIRE DRILLS, A MANUAL PULL STATION WILL BE LOCATED IN THE ADMINISTRATION AREA AT THE MAIN ENTRY DESK.

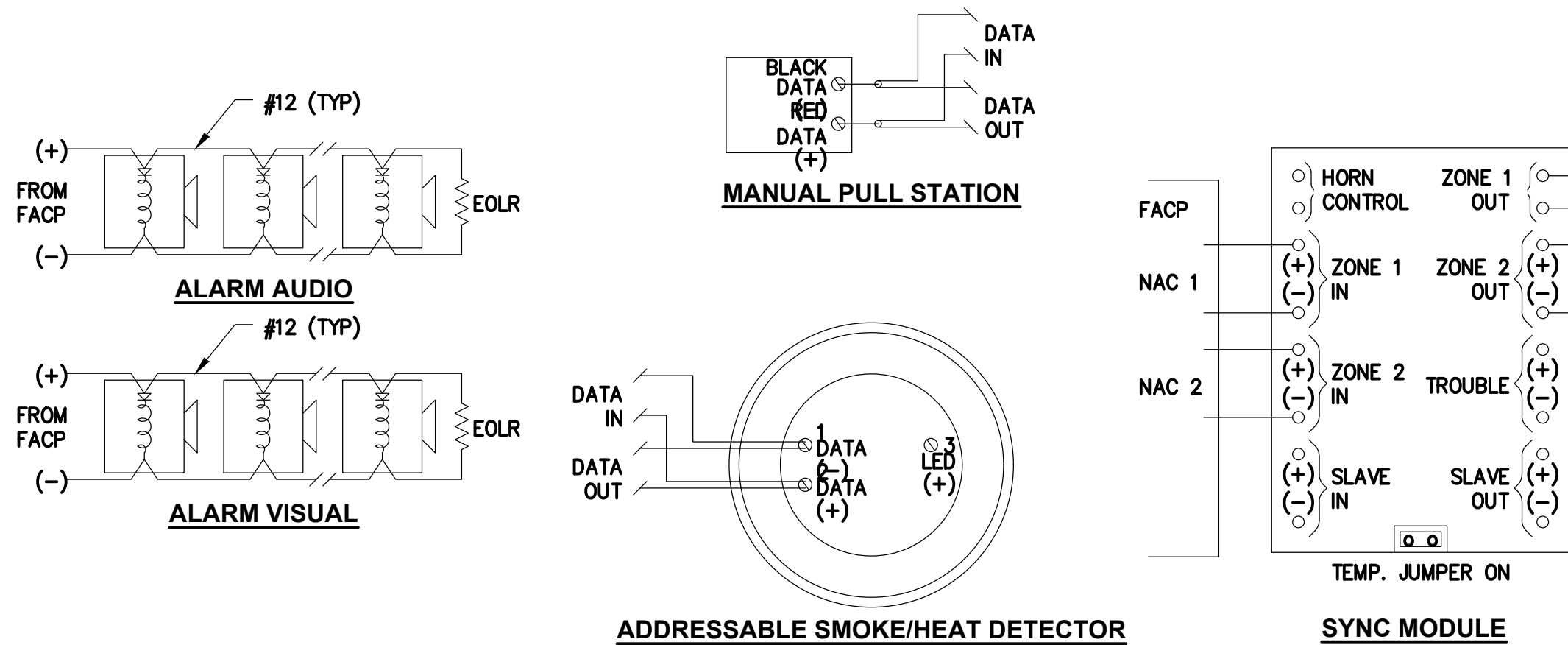
A VOICE EVACUATION FEATURE WILL BE PROVIDED TO ALL AREAS IN THIS SCOPE OF WORK AS WELL AS VISUAL DEVICES WHERE REQUIRED BY CODE.

FIRE ALARM SCOPE OF WORK

THE SCOPE OF WORK FOR THIS PROJECT INCLUDES THE DEMOLITION OF THE EXISTING STADIUM AND RELATED BUILDINGS. REMOVING THESE DEVICES FROM THE PROGRAMMING OF THE EXISTING FIRE ALARM SYSTEM, INSTALLATION OF A NEW, NETWORKED FIRE ALARM SYSTEM INCLUDING NEW DEVICES IN THE NEW STADIUM AND RELATED BUILDINGS. THIS NEW SYSTEM SHALL BE FULLY AUTOMATIC WITH VOICE EVACUATION AND WILL ALSO MONITOR THE FIRE SPRINKLER SYSTEM AS REQUIRED.

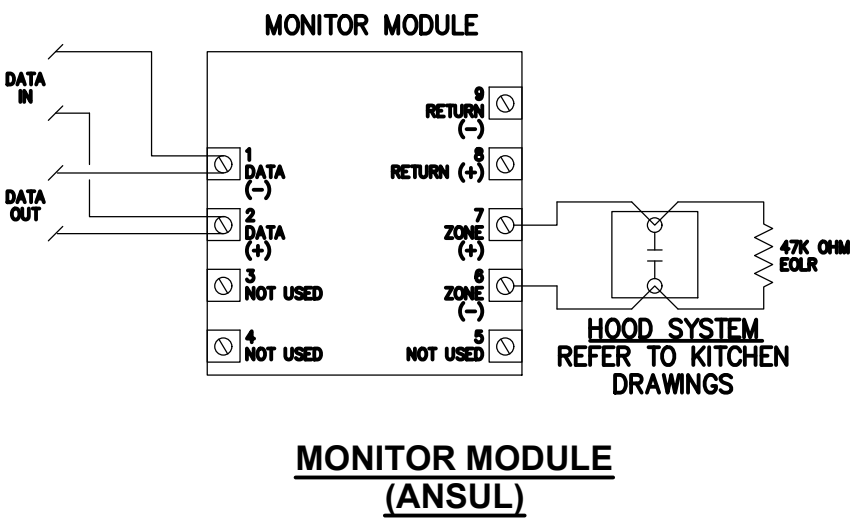
FIRE ALARM AUDIBILITY NOTE

BEFORE FINAL ACCEPTANCE TESTING, THE CONTRACTOR SHALL VERIFY THE SOUND LEVELS IN EACH ROOM AND AREA AND MAKE ANY NECESSARY ADJUSTMENTS TO THE OUTPUT LEVELS OF THE VOICE EVACUATION SPEAKERS TO MEET THE CODE MINIMUM SOUND LEVEL ABOVE AMBIENT.



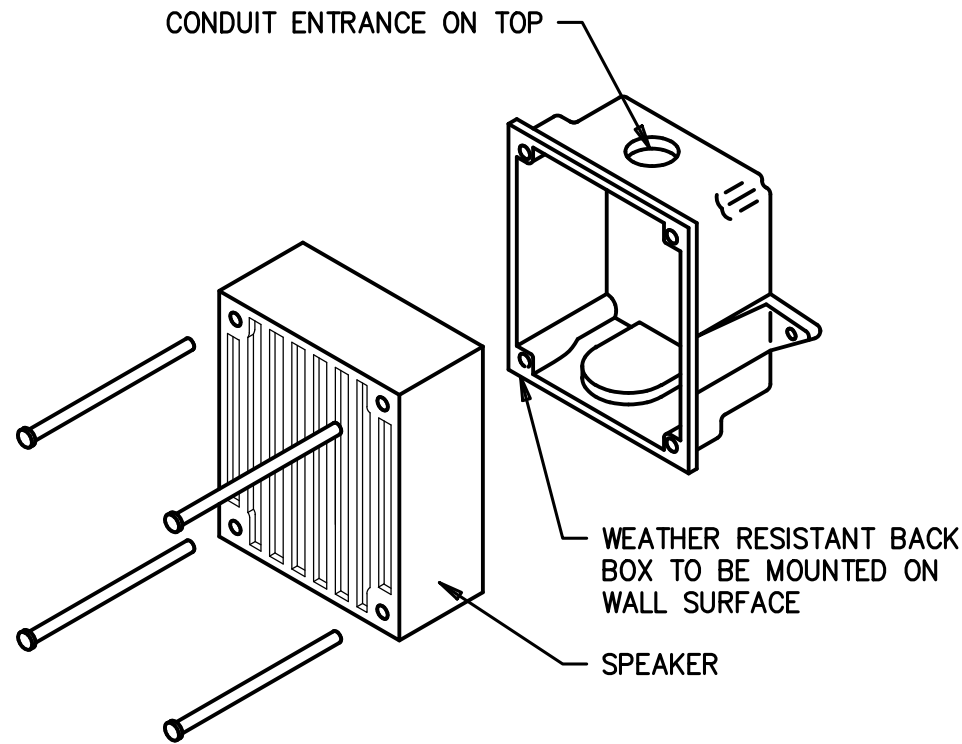
FIRE ALARM WIRING SCHEDULE	
DESIG.	DESCRIPTION
A	AUDIO CIRCUIT, 1#18 TSP
V	VISUAL CIRCUIT, 2#12 THHN
Z	ADDRESSABLE LOOP, 1 PR. #18 TSP
P	24VDC POWER 2#12 THHN

* ALL FIRE ALARM WIRING SHALL BE ROUTED IN 3/4" EMT (MINIMUM) BUT NOT LESS THAN INDICATED ON FLOOR PLANS
TP = TWISTED PAIR
TSP = TWISTED SHIELDED PAIR



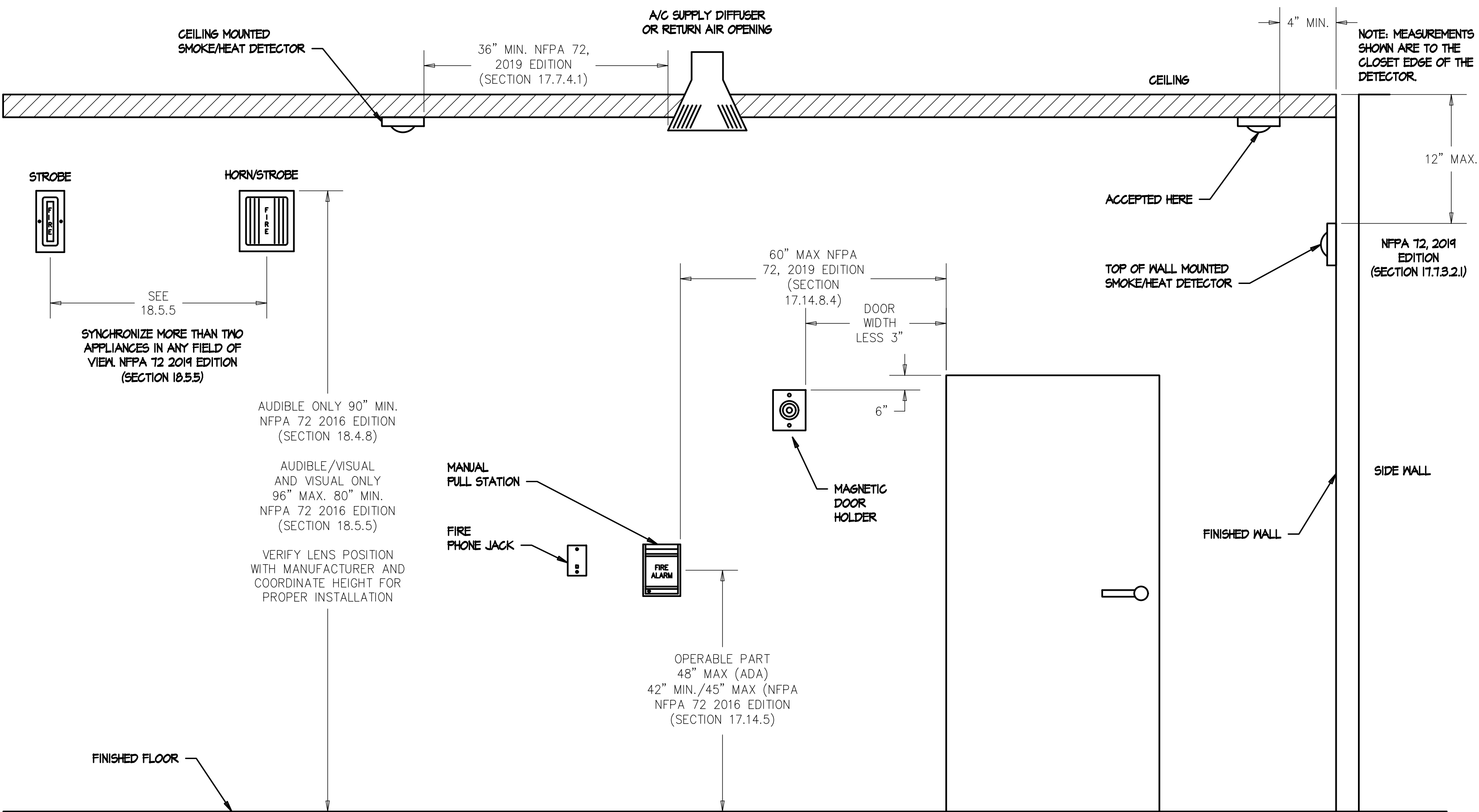
TYPICAL WIRING DIAGRAMS

NO SCALE



EXTERIOR SPEAKER DETAILS

NO SCALE



FIRE ALARM DEVICE ELEVATIONS

NO SCALE

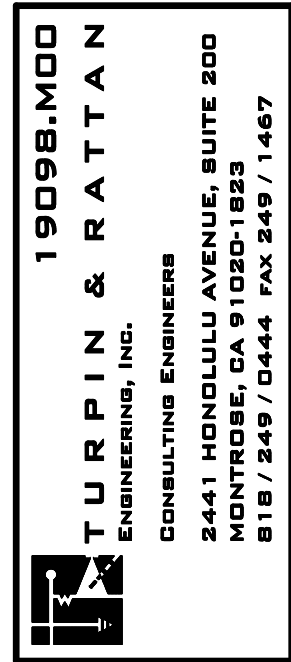
A
E4.01

THIS APPROVAL IS FOR ITEMS WITHIN CLOUDED AREAS ONLY. FOR OTHER INFORMATION NOT CONTAINED WITHIN CLOUDED AREAS, REFER TO ORIGINAL DSA APPROVED PLANS.

DO NOT USE THESE PLANS AS SUBSTITUTE FOR THE ORIGINAL DSA APPROVED PLANS

REVISIONS

1 ADDENDUM 1 02/01/2022



NORWALK LA MIRADA UNIFIED SCHOOL DISTRICT
LA MIRADA HIGH SCHOOL NEW FOOTBALL STADIUM PROJECT
13520 ADELEA DRIVE, LA MIRADA, CA 90638

DSA # 03-120551

NAC
ARCHITECTURE

NAC NO. 161-19015
DATE 02/01/2022

ADDENDUM 1

FIRE ALARM
INFORMATION

E4.01